

LLVT2 SERIES Industrial Lighting

LLVT2-4FT-36W-MCT-D



Suitable for restaurants, bakeries, food facilities, gyms, pool areas workshops, garages, canopies, parking garages, cold storage facilities, food processing facilities, farmyards, and other harsh, humid, dusty, and wet environment lighting applications, and any application where NSF certified fixtures or high-end architectural designer grade fixtures are required.

NSF/ANSI 2:2015 Food Equipment: Splash Zone: Equipment surfaces that are subject to splash and food spillage during operation of the equipment other than those in a direct contact food-zone.

Features

- LED Linear Vapor Light
- Grey Finish
- 5-Year Warranty
- 50,000 Hours Rated Life
- Lens: Opal PC frosted opaque
- Vandal-Proof Polycarbonate Lens
- MCT: Multi Color Temperature (Selectable Switch Inside Fixture)

Technical Specifications

Electrical:

- Voltage: 120-277VAC 50/60Hz
- Wattage: 36W
- Power Factor: >0.98
- Efficacy: 130/ 128/ 131LPW

Mechanical:

- Grey Finish
- Housing: Polycarbonate
- Vandal-Proof Polycarbonate Lens
- Polycarbonate Construction Highly Impacts Resistant
- UV-stabilized Polycarbonate Diffuser Eliminates Glare
- Diffuser Crystals Enhance Even Light Distribution
- Stainless Steel Clips Evenly Seal the Luminaire
- Stainless Steel Clamp
- Operating Temp: -22°F to 104°F
- Suitable for Wet Locations
- IP Rating: IP66


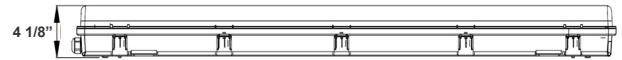
Other Models:

- 46W | 6350LM | LLVT2-4FT-46W-MCT-D
- 65W | 9150LM | LLVT2-4FT-65W-MCT-D

Customer Name: _____

Project Name: _____

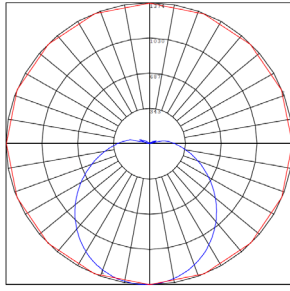
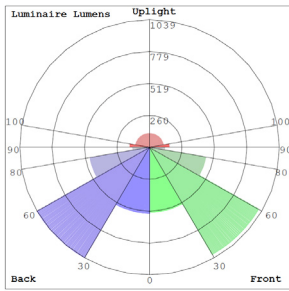
Note: _____ Type: _____



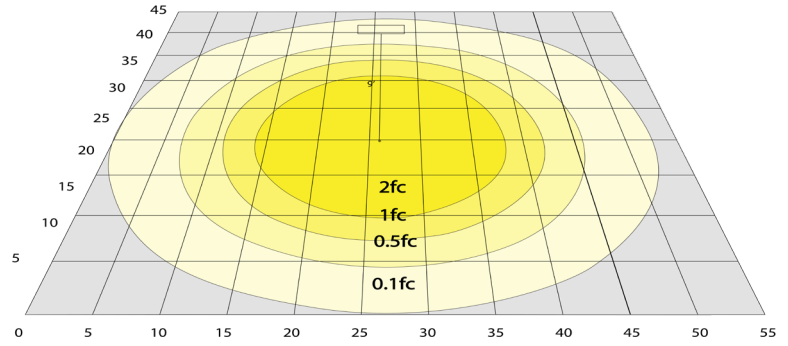
45 1/2"(L) x 4 5/8"(W) x 4 1/8"(H)



Photometrics: LLVT2-4FT-36W-MCT



BUG Rating: B2-U3-G2



Area 45'x 55' Mounting Height: 9'

Other Views:



Side View



Front View



Back View

Performance Table: LLVT2-4FT-36W-MCT

MODEL NO.	Wattage	Voltage	Lumens	Color Temp.	BUG Rating	LPW
LLVT2-4FT-36W-MCT-D	36W	120~277V	4680LM	3500K	B2-U3-G2	130
			4600LM	4000K		128
			4700LM	5000K		131

Sample Ordering

Model Size Wattage Color Temp. Feature

LLVT2 - 4FT - 36W - MCT - D

Factory-Installed Options:

Blank = No Option For Accessories

OPT-EM-CM1INT= INTERNAL EMERGENCY BACKUP BATTERY

OPT-HBC-125TL-WH = NEMA TWIST-LOCK PLUG 8FT, 15A, 125V, WHITE

OPT-HBC-277TL-WH = NEMA TWIST-LOCK PLUG 8FT, 15A, 277V, WHITE

OPT-HBC-125SB-WH = STRAIGHT BLADE PLUG 10FT, 15A,125V, 3-CONDUCTOR 18AWG,WHITE

OPT-SEN-2MDR-36=PROGRAMMABLE MICROWAVE BI-LEVEL SENSOR

WEC-3RC=OPTIONAL REMOTE CONTROL

SENSOR AND EMERGENCY BATTERY BACK UP OPTIONS:



OPT-HBC-125SB-WH



OPT-HBC-125TL-WH



OPT-HBC-277TL-WH



OPT-EM-CM1INT



OPT-SEN-2MDR-36



WEC-3RC

Example:

1. LLVT2-4FT-36W-MCT-D

(FOR LLVT2 4FT 36W MCT FIXTURE 120-277V)

2. LLVT2-4FT-36W-MCT-D
OPT-EM-CM1INT

(FOR LLVT2 4FT 36W MCT FIXTURE 120-277V)
(INTERNAL EMERGENCY BACKUP BATTERY)

